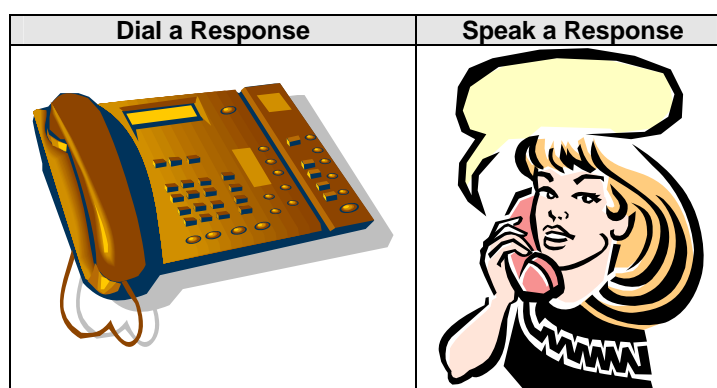


CADISS Randomisation Service User Guide

The purpose of the CADISS Randomisation Service is to allocate a treatment for participants in CADISS.

The Randomisation Service system is telephone based. As you use the system you will be required to respond to it in any of two ways - dialling numbers on your telephone keypad, or speaking a response into the telephone handset. To make it easier for you to identify whether you should dial or speak a response we have provided an icon for each of the two types: -





Before you begin you should have the following information close at hand.

For Randomisation




- Your 4-digit Trial ID code. This code will be given to you by the CADISS co-ordinator.
- The patient's initials.

Part 1 – Introduction and centre confirmation

Prompt	Your Response	
Welcome to the Aberdeen Trials Service. Please enter your Centre Number or Trial ID Code.		You should respond with your 4-digit code given to you by the CADISS co-ordinator.
		Example:- 4625
This is the CADISS study. Your trial centre is <<your centre>>. Press 1 to continue or 2 to modify.		You should respond by dialling either 1 or 2.
		Example:- 1

8/12/2004, Version 4.0



Part 2 – Patient’s Initials

Prompt	Your Response	
Please speak the initials of the patient’s first and last names after the tone, then press the star key.		You should respond by speaking the patient’s initials into the telephone handset.
		Example:- “AW”
		You should now dial the star key on the telephone keypad.
		Example:- *
You said X. Press 1 to continue or 2 to modify.		You should respond by dialling either 1 or 2.
		Example:- 1



Part 3 – Start Randomisation

Prompt	Your Response	
Randomisation can now go ahead. Please press 1 to continue or 2 to stop now.		You should respond by dialling 1 or 2.
		Example:- 1


Part 4 – Randomisation Code

Prompt	Your Response	
The allocated randomisation code is xxx dash xx dash xx . Please confirm the randomisation code by dialling its first three digits after the tone		You should respond by dialling the first three digits of the randomisation code.
		Example:- 001
You said xxx. Press 1 to continue or 2 to modify.		You should respond by dialling either 1 or 2
		Example:- 1

Part 5 – Allocated Treatment **8/12/2004, Version 4.0**

Prompt	Your Response	
<p>The allocated treatment is Antiplatelets / Anticoagulants.</p> <p>Please confirm the allocated treatment by dialling 1 for Antiplatelets or 2 for Anticoagulants.</p>		<p>If the allocated treatment is Antiplatelets you should dial 1.</p> <p>If the allocated treatment is Anticoagulants you should dial 2.</p>
		Example:- 1
<p>You said X. Press 1 to continue or 2 to modify.</p>		<p>You should respond by dialling either 1 or 2</p>
		Example:- 1

Part 6 – Exit

Prompt	Your Response	
<p>Thank you for calling the CADISS study randomisation service. Please hang up now.</p>		<p>You should respond by hanging up.</p>